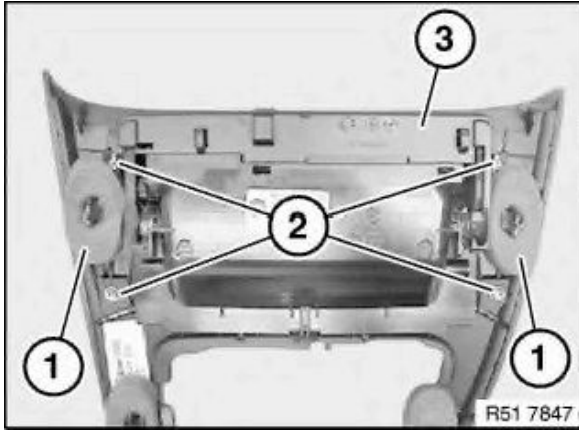
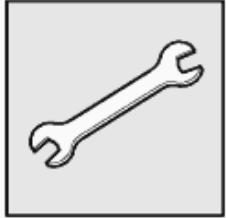
*Necessary preliminary tasks:*

- Remove trim for storage compartment



Remove foam material (1).

Release screws (2) and remove insert/ashtray (3).

**Special tools required:**


- 00 9 317

*Necessary preliminary tasks:*Version with manual transmission:

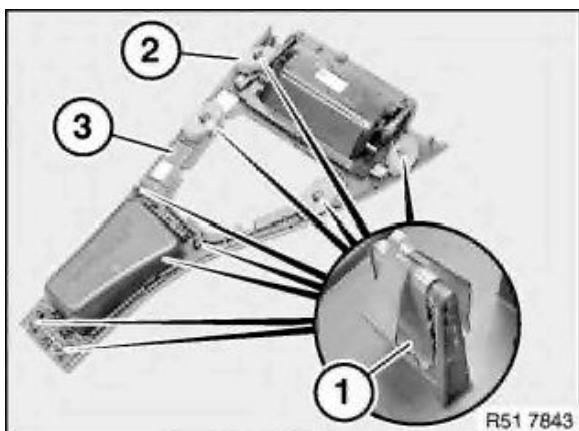
- Remove gaiter for gear lever

Version with automatic transmission:

- Remove finisher for preselector lever



Release trim (1) with special tool 00 9 317 from retainers (2).
If necessary, disconnect plug connections and remove trim (1) towards top.

*Installation:*

Following parts on trim (3) must not be damaged or missing:

- (1) Clips
- (2) 4 x foam material